

Floorplans & Directory



A guide to **The Children's Hospital at Westmead**
grounds and buildings

Welcome to my home!

The Children's Hospital at Westmead is a big place and many children and families visit here for many different reasons. It's easy to see how sometimes you might feel a little lost, but don't worry, there are always plenty of friendly people to help you find your way around.

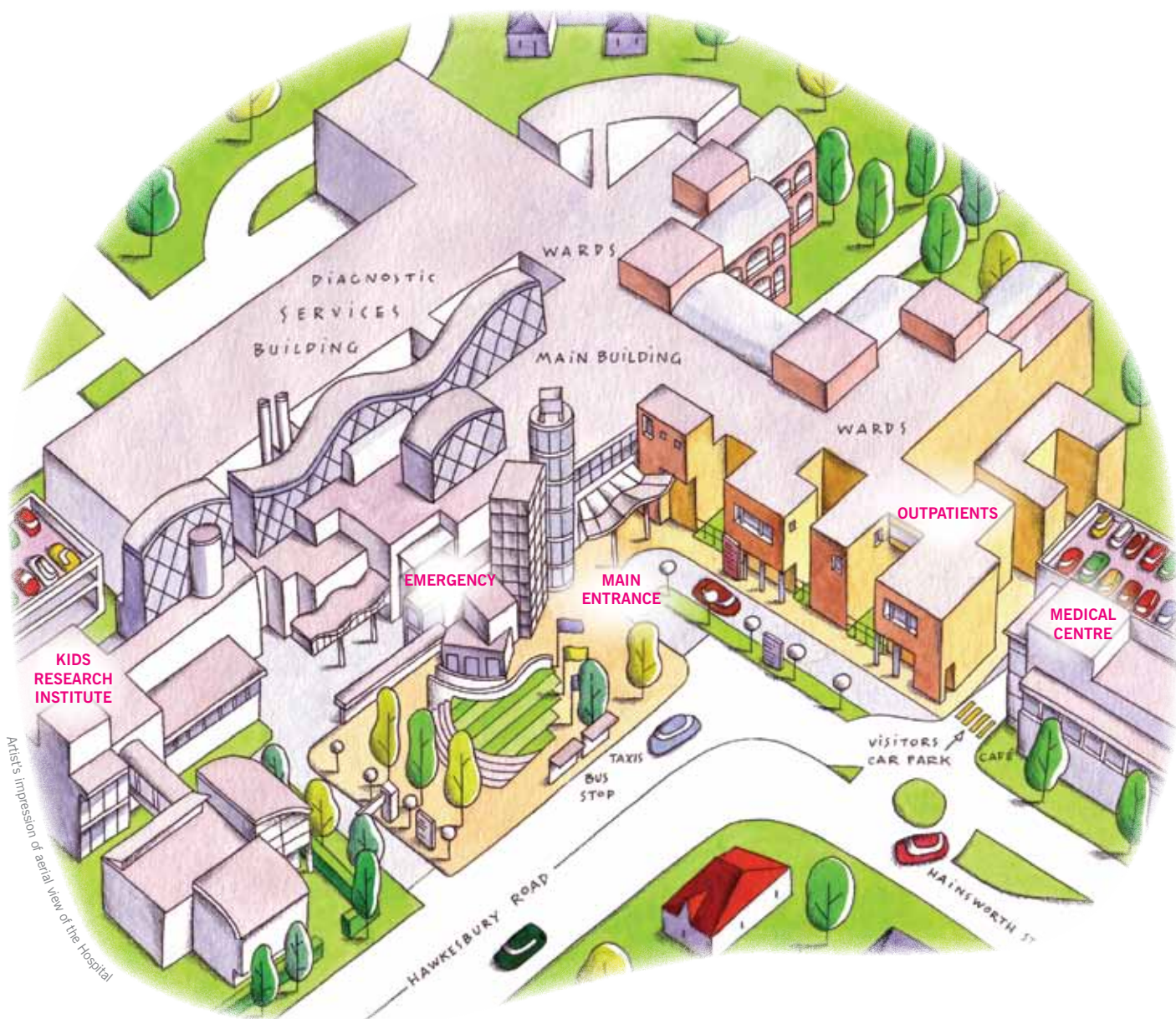
The Children's Hospital at Westmead is open 24 hours a day for emergency patients. Our Outpatient Clinics are open Monday to Friday.

The Hospital is only minutes from the major centre of Parramatta and about 35 minutes by train from Sydney city. Public transport to The Children's Hospital at Westmead is easy, with direct bus and train services and connecting bus, train and ferry services from the city, Parramatta, Strathfield, Penrith and the North Shore.

We welcome you to The Children's Hospital at Westmead.



Major Buildings and Hospital Precinct



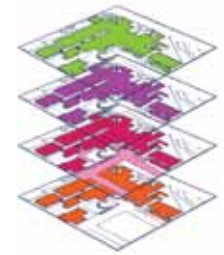
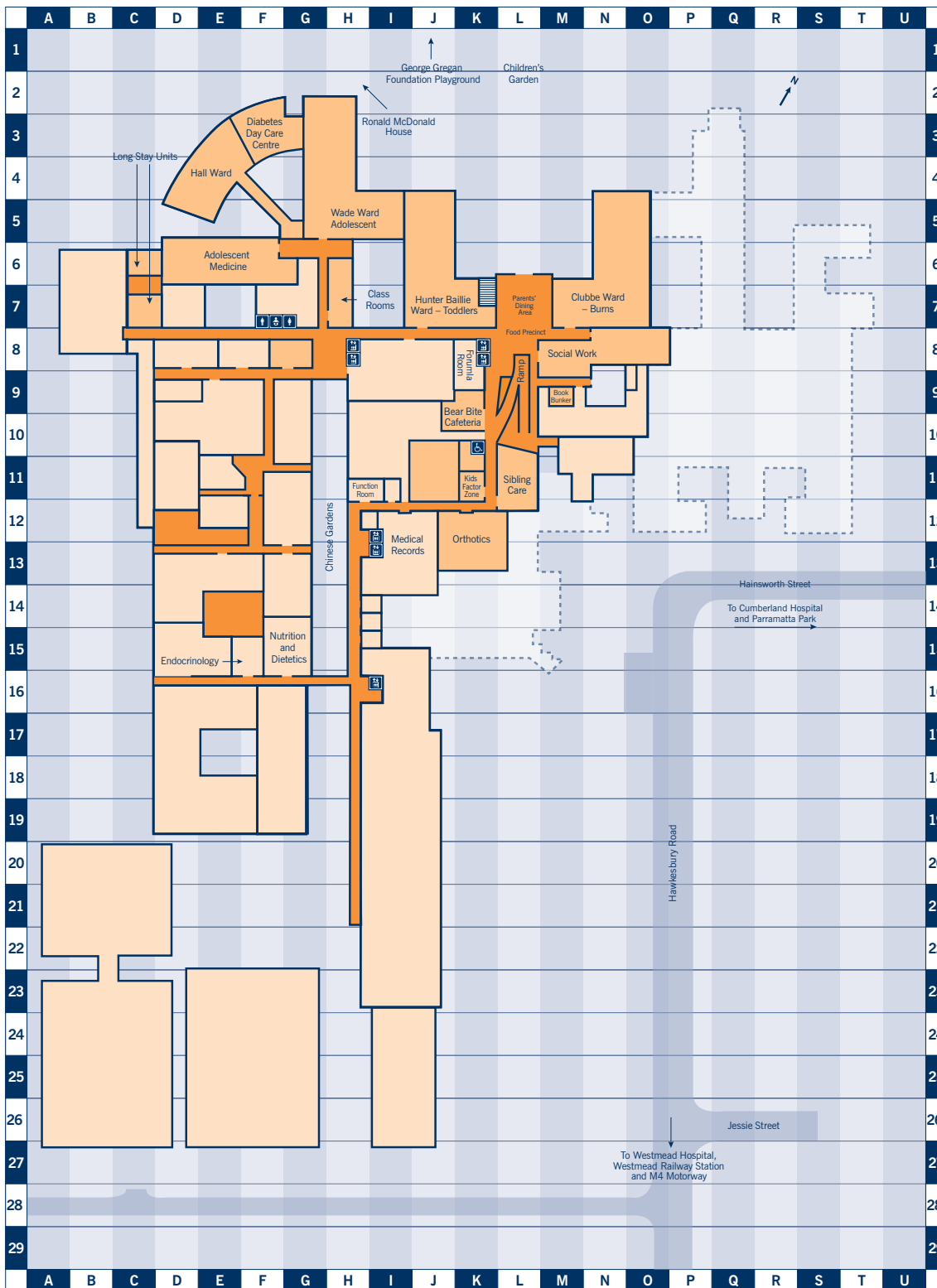
Artist's impression of aerial view of the Hospital

There are several major areas within The Children's Hospital at Westmead. Within the main building you will find the Emergency Department. You will also find the wards, which are spread over three levels towards the back of the Hospital. Adjacent to the main entrance of the Hospital is the Outpatients Department, where many children and families attend appointments with specialist doctors.

Behind the main Hospital building is the Diagnostic Services Building. This is where you might be sent for blood testing or x-rays. It is also where many other testing procedures take place.

Next to The Children's Hospital at Westmead is the Kids Research Institute (KRI). This modern facility houses various teams who are leaders in researching the causes, treatments and cures of diseases which affect children and adults worldwide.

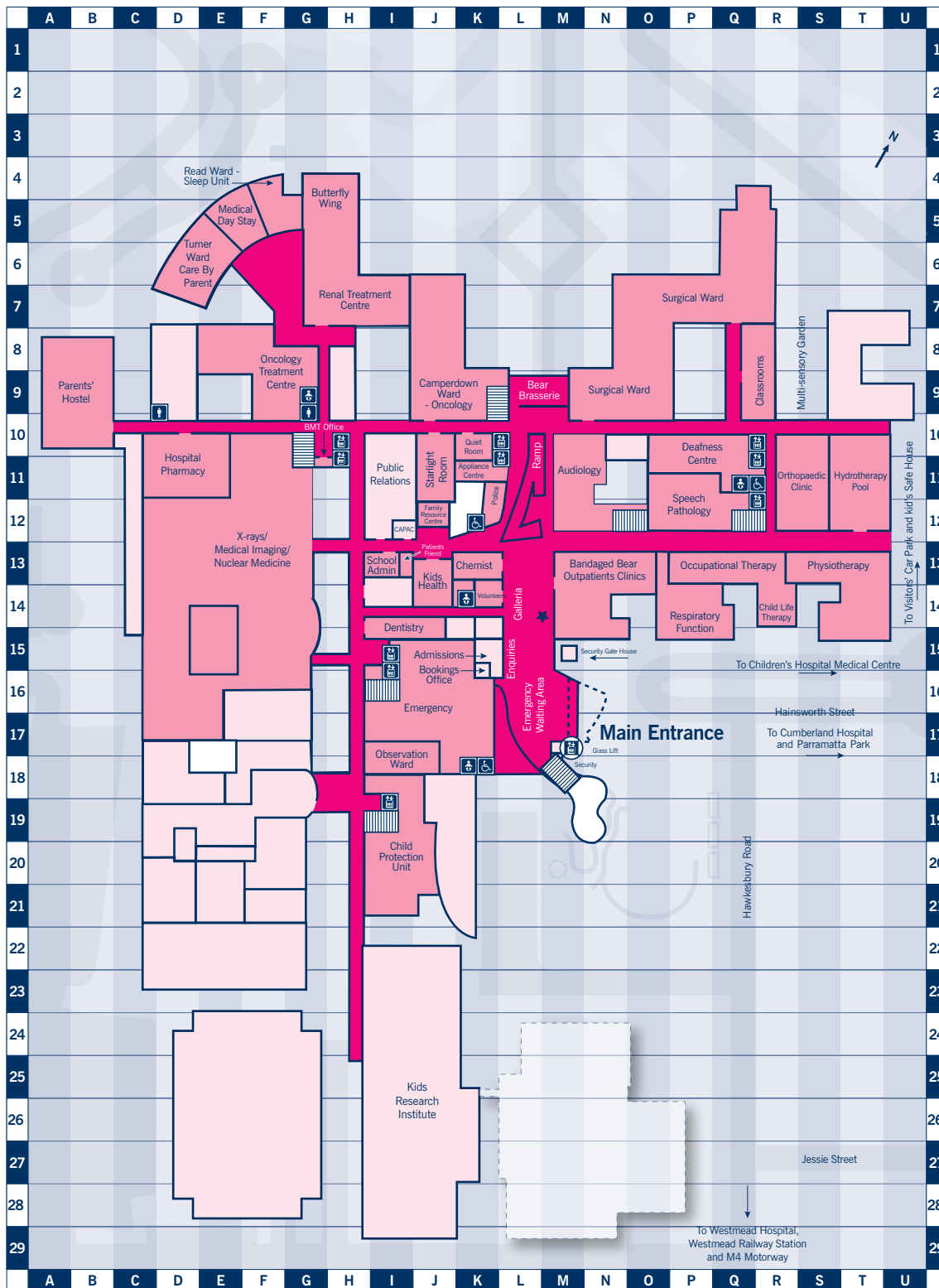
Neighbouring The Children's Hospital at Westmead there is a Medical Centre, where many of the specialist doctors have private rooms to see patients and families.



Level One is the bottom level of the Hospital. To access, you need to take the lift, stairs or ramp down one level from the Main Entrance of the Hospital. This will take you down to the dining area. If you exit the building from this level you will find the Hospital's gardens and the George Gregan Foundation Playground.

- Public Access Areas
- Family Facilities, Wards & Clinical Areas
- Staff Areas
- Toilets
- Toilets (including disabled)
- Lifts

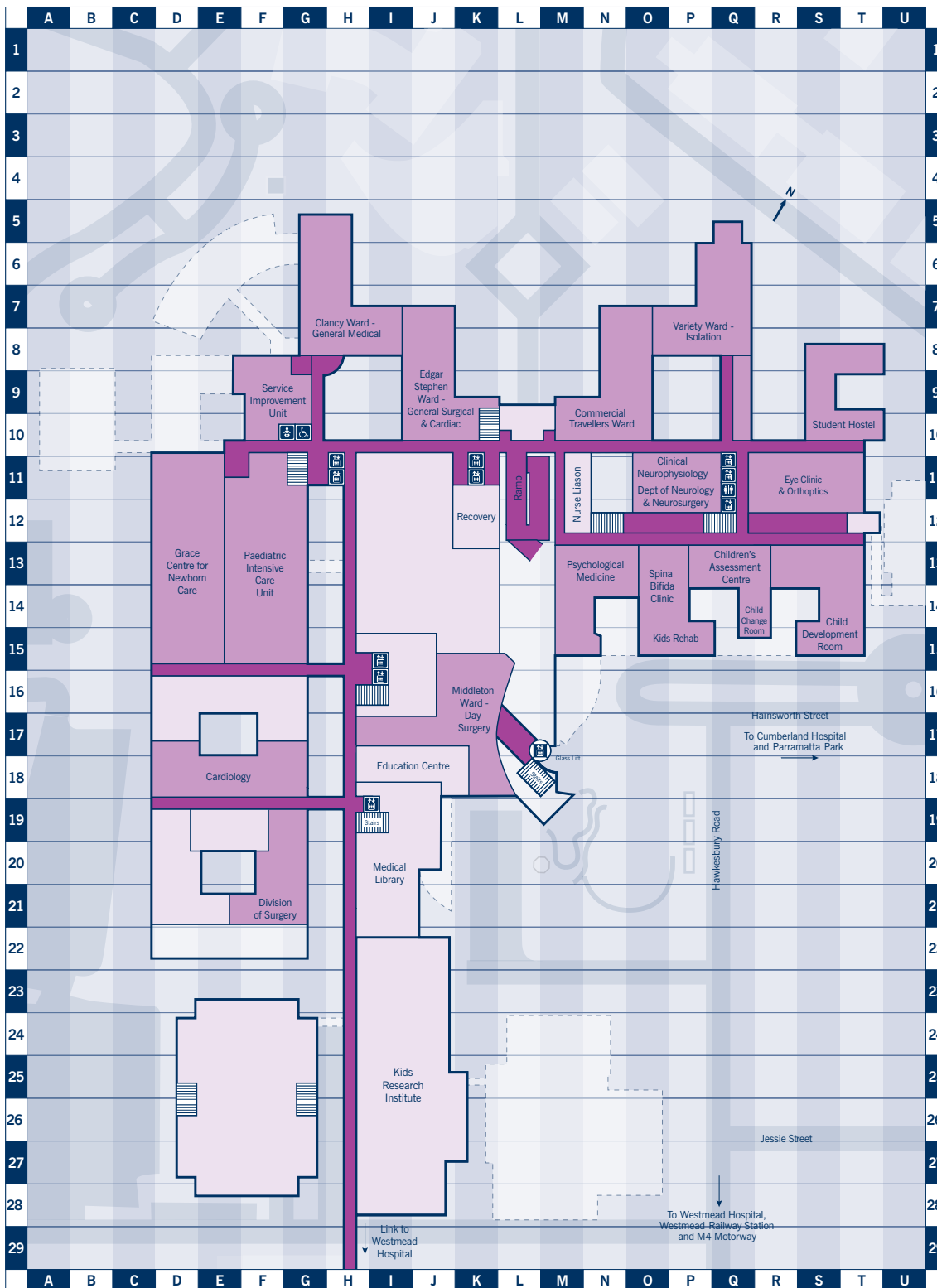
On level 1:	Ref.	Phone	On level 1:	Ref.	Phone
Aboriginal Health Support	12I	(02) 9845 3021	George Gregan Foundation Playground	1J	
Adolescent Medicine	6E	(02) 9845 2446	Hall Ward	4E	(02) 9845 1112
Bear Bite Cafeteria	9K	(02) 9845 3534	Hunter Baillie Ward	6J	(02) 9845 1021
Book Bunker	9M	(02) 9845 0808	Kidz Factor Zone	11K	(02) 9845 1139
Chinese Garden	12H		Medical Records	12I	(02) 9845 2356
Classroom	6I		Nutrition and Dietetics	15G	(02) 9845 2225
Clubbe Ward	6N	(02) 9845 1114	Orthotics	12K	(02) 9845 3679
Diabetes Day Care Centre	3F	(02) 9845 1610	Sibling Care	11L	(02) 9845 3838
Endocrinology	15F	(02) 9845 3142	Social Work Department	8M	(02) 9845 2641
Function Room	11H	(02) 9845 3531	Wade Ward	4H	(02) 9845 1111



Level two is the Main Entrance level to the Hospital. From this level you can access most parts of the Hospital, including the Emergency Department, wards, the Outpatients Department and many other important sections.

- Public Access Areas
- Family Facilities, Wards & Clinical Areas
- Staff Areas
- Toilets
- Toilets (including disabled)
- Lifts

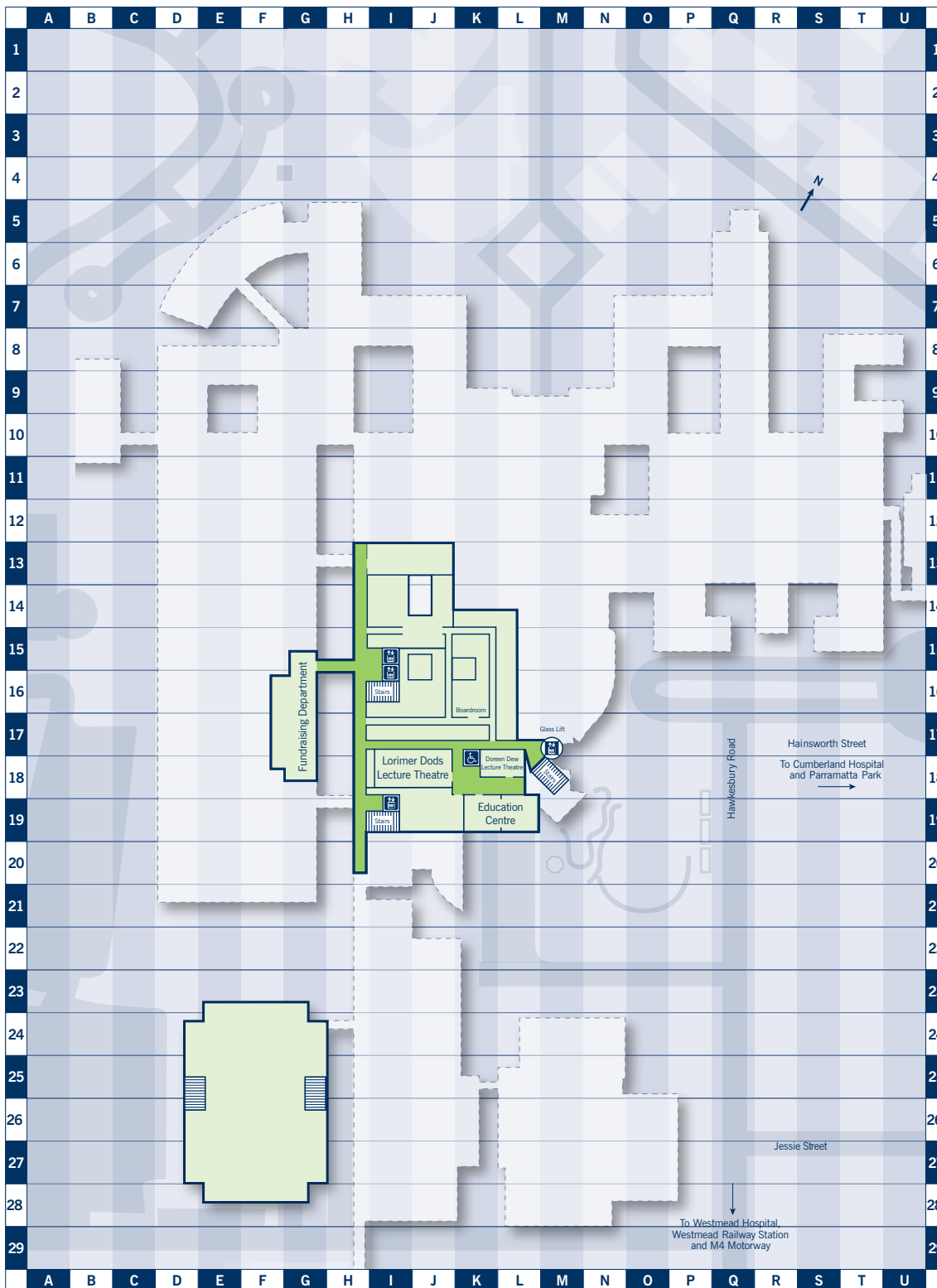
On level 2:	Ref.	Phone	On level 2:	Ref.	Phone
Audiology	11M	(02) 9845 2788	Kids Health	13J	(02) 9845 3585
Bandaged Bear Outpatients Clinics	13M	(02) 9845 2526	Occupational Therapy	13P	(02) 9845 3369
Bear Brasserie	9L	(02) 9635 9366	Oncology Treatment Centre	9F	(02) 9845 3936
Bone Marrow Transplant (BMT) Office	10G	(02) 9845 2143	Orthopaedic Clinic	11S	(02) 9845 2879
Bookings Office	15K	(02) 9845 3796	Patients Friend	13J	(02) 9845 3535
Camperdown Ward	9J	(02) 9845 1041	Physiotherapy	13S	(02) 9845 3369
Child Life Therapy (Play Therapy)	14R	(02) 9845 3369	Renal Treatment Centre	7H	(02) 9845 1131
Child Protection Unit	14H	(02) 9845 2434	Security	18M	(02) 9845 2000
Classroom	8Q		Speech Pathology	12P	(02) 9845 2076
Dentistry	14I	(02) 9845 2582	Starlight Room	11J	(02) 9845 3601
Emergency	16J	(02) 9845 2418	Surgical Ward	9N	(02) 9845 1124
Enquiries	15K	(02) 9845 3774	Turner Ward	6E	(02) 9845 1121
Family Resource Centre	12J	(02) 9845 3590	Volunteers	14K	(02) 9845 3840
Hospital Pharmacy	11D	(02) 9845 2707	X-rays/Medical Imaging/Nuclear Medicine	12F	(02) 9845 2944
Hydrotherapy Pool	11T	(02) 9845 3701			








Level three is home to the operating theatres, recovery ward and some of our other specialist wards. Level three is best accessed by the ramp or the lifts in the Galleria near the wards. Level three also houses other important areas such as the Children's Assessment Centre and Paediatric Intensive Care.

- Public Access Areas
- Family Facilities, Wards & Clinical Areas
- Staff Areas
- Toilets
- Toilets (including disabled)
- Lifts

On level 3:	Ref.	Phone	On level 3:	Ref.	Phone
Cardiology Department		(02) 9845 2345	Kids Rehab	15P	(02) 9845 2132
Children's Assessment Centre	13Q	(02) 9845 2230	Medical Library		(02) 9845 3615
Clancy Ward	7H	(02) 9845 1302	Middleton Ward	17K	(02) 9845 2219
Commercial Travellers Ward	10N	(02) 9845 1251	Neurology and Neurosurgery	11P	(02) 9845 2657
Day Surgery	17K	(02) 9845 2222	Paediatric Intensive Care Unit (PICU)	13F	(02) 9845 1999
Division of Surgery		(02) 9845 1908	Psychological Medicine	13N	(02) 9845 2005
Edgar Stephen Ward	9J	(02) 9845 1010	Recovery Ward	12K	(02) 9845 2758
Education Centre		(02) 9845 2091	Service Improvement Unit	9G	(02) 9845 3442
Eye Clinic and Orthoptics	11S	(02) 9845 2261	Spina Bifida Clinic	13P	(02) 9845 2769
Grace Centre for Newborn Care	13E	(02) 9845 1177	Variety Ward	7Q	(02) 9845 1050



Level four primarily houses administrative offices, such as the Executive, Staff Services, Finance and Fundraising. It is also where the Hospital's Boardroom and lecture theatres can be found. This level is best accessed by the glass elevator which is located opposite the Emergency Department in the Hospital's Galleria.

-  Public Access Areas
-  Staff Areas
-  Toilets
-  Toilets (including disabled)
-  Lifts

On level 4:	Ref.	Phone
Doreen Dew Lecture Theatre	18L	NA
Education Centre	19L	(02) 9845 3566
Fundraising Department	17G	(02) 9845 3367
Lorimer Dods Lecture Theatre	18J	NA

Gardens & outside areas



At The Children's Hospital at Westmead we are very lucky to have a range of lovely outdoor areas. Our Chinese Garden, located between our main Hospital building and the Diagnostic Services Building, is a tranquil area complete with a waterfall and undercover seating.

Our Children's Garden is located at the back of the Hospital. It is a wonderful place to relax and explore when you need a break from the Hospital environment. A highlight of this space is the George

Gregan Foundation Playground. It is a fantastic playground which has been designed especially with the needs of sick and disabled children in mind.

Also worth a visit is the Aboriginal Children's Memorial Garden. The Garden is a peaceful place filled with native plants and featuring a series of decorated Aboriginal totem poles, and some information about the significance of the garden.

the children's hospital at Westmead

Corner Hawkesbury Road & Hainsworth Street
Locked Bag 4001
Westmead NSW 2145 Sydney Australia

Tel +61 2 9845 0000
Fax +61 2 9845 3489
www.chw.edu.au